

Synthesis of (PVA-PEG-VLO) Bio composites and their applications for Humidity Sensors

Majeed A. Habeeb^{1*}, Ahmed Hashim¹, Qayssar M. Jebur² and Hamad R. Japor

¹Department of Physics, College of Education of Pure Science, University of Babylon, Iraq

²Department of Physics, College of Science, University of Babylon, Iraq

*Corresponding author: E-Mail: ahmed_taay@yahoo.com

ABSTRACT

This paper is aimed to the benefit from natural remains in advances industrials. The effect of addition the vegetarian lotion of orange (VLO) on optical properties of PVA –PEG blend has been studied for sensors applications. The vegetarian lotion of orange was added with different weight percentages by using casting method. The absorption spectra have been recorded at the wavelength range (200-800) nm. The results show that the (absorption coefficient, extinction coefficient, refractive index and real and imaginary dielectric constants) of (PVA-PEG-Vegetarian lotion of orange) bio composites are increasing with the increase of the vegetarian lotion of orange concentrations. The energy band gap of (PVA-PEG-Vegetarian lotion of orange) bio composites decreases with the increase of the vegetarian lotion of orange concentrations. The humidity sensor application of bio composite was investigated by measuring the capacitance for different humidity range (40-90) %. The results examined the bio composites have higher sensitivity for humidity at high values of relative humidity.

KEY WORDS: biocomposites, vegetarian lotion of orange, relative humidity, capacitance.

1. INTRODUCTION

Bio composites are materials incorporation one or more phase(s) derived from a biological or vegetarian origin. A wide range of applications exist for bio composites as antibacterial and humidity sensor. The interest in bio composites is rapidly growing in terms of industrial applications (antibacterial, storage energy and packaging) and fundamental research, due to its great properties as renewable, biodegradable, cheap, light in weight and recyclable. Bio composites use to improve health and safety in their production. Polymer matrix composites exhibit distinct properties and have found ever-increasing applications as engineering components and structures in land transportation, aviation, aerospace, military, marine, sports and recreational industries. The development of polymer system with high ionic conductivity is one of the main objectives in polymer research which resulted in blending of polymers, cross linking, insertion of ceramic fillers, plasticization etc. The lightweight composite materials can offer the impressive mechanical properties such as a high specific strength, stiffness and the relatively good energy absorbing characteristics. PVA is a semi crystalline polymer and has various interesting physical properties which are used for different applications.

2. EXPERIMENTAL PART

PVA and PEG solution were prepared by dissolving it in water by using magnetic stirrer in mixing process to get homogeneous. Bio composites of (PVA-PEG-Vegetarian lotion of orange) films are prepared by using casting method. The vegetarian lotion of orange is added to poly vinyl alcohol and poly ethylene glycol with different concentrations are (0, 4, 8 and 12) wt.% and mixed for 20 minutes to get more homogenous solution. The optical properties of (PVA-PEG-Vegetarian lotion of orange) bio composites are measured by using UV/1800/ Shimadzu spectrophotometer in range of wavelength (200-800) nm. The optical constants are very important because they describe the optical behavior of the materials. The absorption coefficient of the material is very strong function of photon energy and band gap energy.

Absorbance (A) is defined as the ratio between absorbed light intensity (I_A) by material and the incident intensity of light (I_0).

$$A = I_A / I_0 \dots\dots\dots (1)$$

Transmittance (T) is given by reference to the intensity of the rays transmitting from the film (I) to the intensity of the incident rays on it (I_0) ($T=I/ I_0$), and can be calculated by:

$$T = \exp (-2.303A) \dots\dots\dots (2)$$

And Reflectance (R) can be obtained from absorption and transmission spectra in accordance with the law of conservation of energy by the relation:

$$R + T + A = 1 \dots\dots\dots (3)$$

Absorption coefficient (α) of (PVA-PEG-Vegetarian lotion of orange) bio composites is defined by following equation:

$$\alpha = 2.303A/t \dots\dots\dots (4)$$

Where A: is the absorbance and t: is the sample thickness.

The indirect transition for amorphous materials is:

$$\alpha h\nu = B(h\nu - E_g)^r \dots\dots\dots (5)$$

Where B is a constant, $h\nu$ is the photon energy, E_g is the optical energy band gap, $r=2$ for allowed indirect transition and $r=3$ for forbidden indirect transition.

The Refractive index (n) is given by following equation for (PVA-PEG-Vegetarian lotion of orange) bio composites:

$$n = (1+R^{1/2})/(1-R^{1/2}) \dots\dots\dots (6)$$

R is the reflectance.

The extinction coefficient (k) is calculated by the following equation:

$$K = \alpha\lambda/4\pi \dots\dots\dots (7)$$

The dielectric constants (ϵ) is divided into two parts real (ϵ_1) and imaginary (ϵ_2) are calculated by using equations:

$$\epsilon_1 = n^2 - k^2 \dots\dots\dots (8)$$

$$\epsilon_2 = 2nk \dots\dots\dots (9)$$

Optical conductivity (σ_{op}) can be determines as:

$$\sigma_{op} = \frac{\alpha n c}{4\pi} \dots\dots\dots (10)$$

Fabrication of humidity sensors: The application of humidity sensor for (PVA-PEG-Vegetarian lotion of orange) bio composites were prepared by precipitated the solution of these bio composites on glass slides dimensions $(2 \times 2) \text{cm}^2$ by using spin coating method after cleaning by ethanol and distilled water and left to dry mix for two days. Aluminum electrodes were deposition on the surface of the samples of (PVA-PEG-Vegetarian lotion of orange) bio composites by using the vacuum evaporation system (Edwards Coating System -C) type. To examine the sample place in box and the water vapor was used as a source of humidity. The control network monitored and controlled variations in humidity. The capacitance for different humidity range (40-90) % was measured by using LCR meter type (HIOKI 3532-50 LCR HI TESTER) system locally manufactured.

3. RESULTS AND DISCUSSION

The variation of absorbance of (PVA-PEG-Vegetarian lotion of orange) bio composites with wavelength of different concentrations of additive nanoparticles is shown in figure.1. The figure shows that the absorbance of polymer blend is increased with the increase the concentrations of vegetarian lotion of orange, this is due to the vegetarian lotion of orange absorb the incident light.

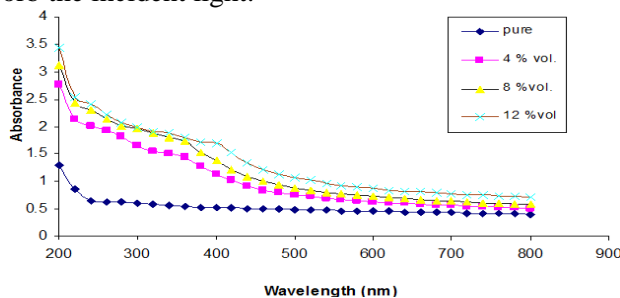


Figure.1. Variation of the absorbance of (PVA-PEG- vegetarian lotion of orange) bio composites with the wavelength

Figure.2, shows the optical transmittance spectra as function of incident wavelength for (PVA-PEG-Vegetarian lotion of orange) bio composites. From the figure, the transmittance decreases with increasing of concentration of vegetarian lotion of orange.

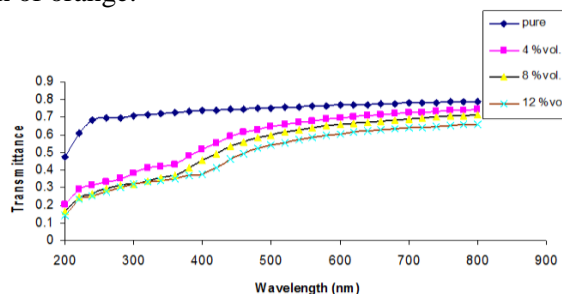


Figure.2. Variation of the transmittance of (PVA-PEG- vegetarian lotion of orange) bio composites with the wavelength

The relationship between the absorption coefficient of (PVA-PEG-Vegetarian lotion of orange) bio composites and photon energy with different weight percentages of vegetarian lotion of orange is shown in figure (3). From the figure, the absorption coefficient of (PVA-PEG-Vegetarian lotion of orange) bio composites increases with the increase of the vegetarian lotion of orange concentrations which related to the increase the number of carries charges in bio composites.

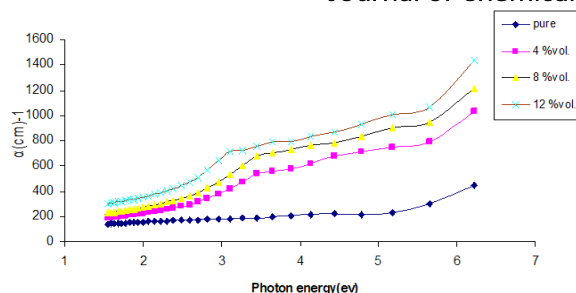


Figure.3. Variation of the absorption coefficient of (PVA-PEG- vegetarian lotion of orange) bio composites with photon energy

The values of absorption coefficient of (PVA-PEG-Vegetarian lotion of orange) bio composites are less than 10^4 cm^{-1} , so, the bio composites have indirect energy gap as shown in figure.4 and figure.5, for allowed indirect and forbidden indirect transition of (PVA-PEG-Vegetarian lotion of orange) bio composites respectively. The energy band gap of (PVA-PEG-Vegetarian lotion of orange) bio composites decreases with the increase of the concentrations for vegetarian lotion of orange, this behavior attributed to the increase of the localized level in energy band gap.

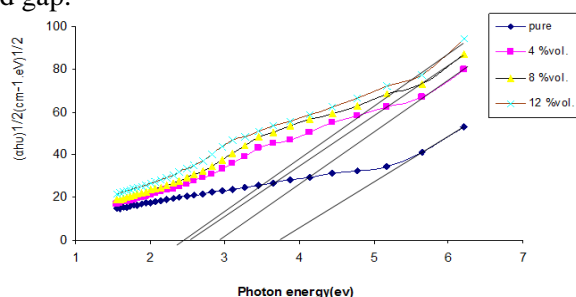


Figure.4. Relationship between $(\alpha h\nu)^{1/2} (\text{cm}^{-1} \cdot \text{eV})^{1/2}$ and photon energy of (PVA-PEG- vegetarian lotion of orange)

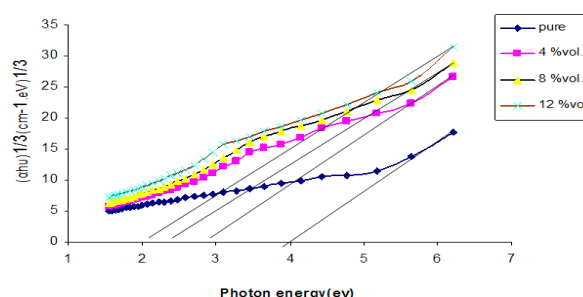


Figure.5. Relationship between $(\alpha h\nu)^{1/3} (\text{cm}^{-1} \cdot \text{eV})^{1/3}$ and photon energy of (PVA-PEG- vegetarian lotion of orange) bio composites

Figure.6, shows the variation of the extinction coefficient of (PVA-PEG-Vegetarian lotion of orange) bio composites with photon energy for different concentration of vegetarian lotion of orange. The extinction coefficient is increased with the increase of vegetarian lotion of orange concentrations which attributed to the increase of absorb part of the incident light, and loss of energy because the reaction between the light and the molecules of the medium.

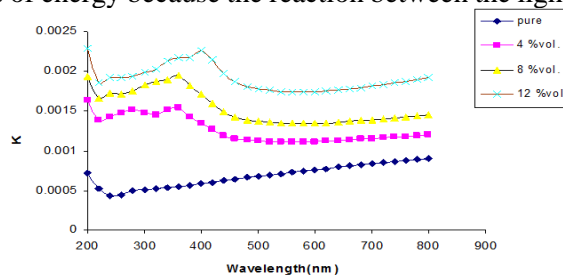


Figure.6. Variation of extinction coefficient of (PVA-PEG- vegetarian lotion of orange) bio composites with the wavelength

The relationship between the refractive index of (PVA-PEG-Vegetarian lotion of orange) bio composites and wavelength is shown in figure.7. The figure shows that the refractive index increases with the increase of the concentration of filler which is due to the increase the scattering of the light; so it increase, because the increase of the density of bio composites.

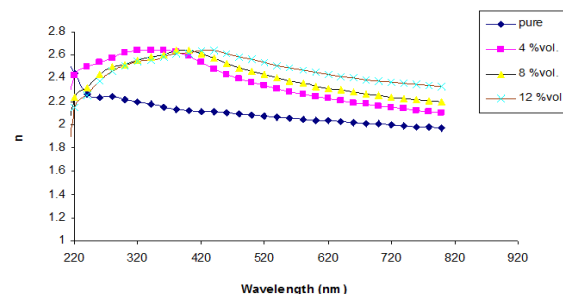


Figure.7. Relationship between the refractive index of (PVA-PEG- vegetarian lotion of orange) bio composites and wavelength

Figure.8 and figure.9, show the variation of real and imaginary parts of dielectric constant of (PVA-PEG-Vegetarian lotion of orange) bio composites with wavelength for different vegetarian lotion of orange concentrations respectively. From the figures, the real and imaginary parts of dielectric constant for (PVA-PEG- vegetarian lotion of orange) bio composites increase with the increase of vegetarian lotion of orange concentrations. The increase of real and imaginary parts of dielectric constant attributed to increase the absorption of incident light and the density of (PVA-PEG- vegetarian lotion of orange) bio composites with the increase of vegetarian lotion of orange concentrations.

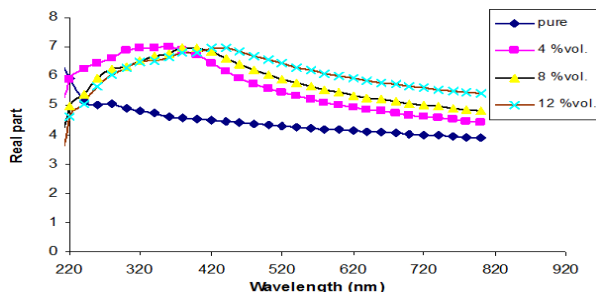


Figure.8. Variation of real part of dielectric constant of (PVA-PEG- vegetarian lotion of orange) bio composites with wavelength

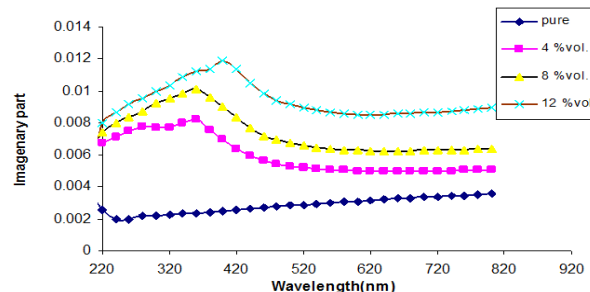


Figure.9. Variation of imaginary part of dielectric constant of (PVA-PEG- vegetarian lotion of orange) bio composites with wavelength

Figure.10, shows the plot of optical conductivity vs. wavelength for (PVA-PEG-Vegetarian lotion of orange) bio composites. The behavior for (PVA-PEG) blend is different from the (PVA-PEG-Vegetarian lotion of orange) bio composites. The optical conductivity increases in higher photon energies and then at lower photon energies it decreases, in furthermore the additive of vegetarian lotion of orange increase the optical conductivity of the (PVA-PEG-Vegetarian lotion of orange) bio composites.

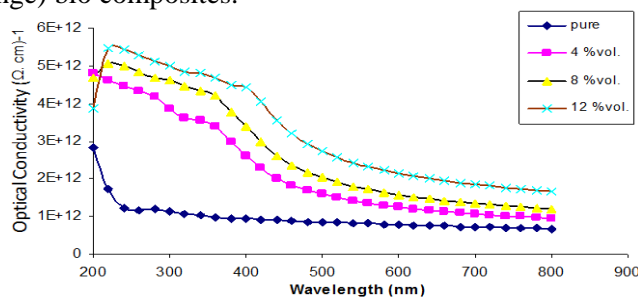


Figure.10. Variation of optical conductivity for (PVA-PEG- vegetarian lotion of orange) bio composites with wavelength

Figure.11, shows the plot of variation of capacitance for (PVA-PEG-Vegetarian lotion of orange) bio composites vs. the relative humidity (%RH). The capacitance increase with increase humidity, This is can be attributed to the mobility of the Vegetarian lotion of orange which is binding force between it and polymer blend chains are weak in general; van der Waals forces of attraction.

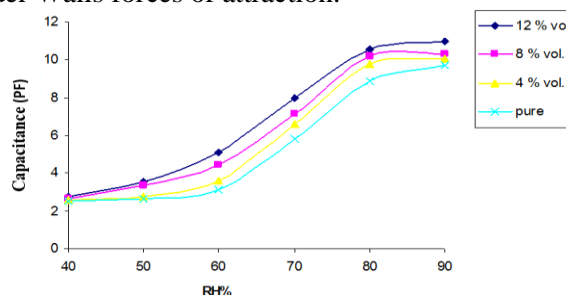


Figure.11. Variation of capacitance of (PVA-PEG- vegetarian lotion of orange) Bio composites with Relative humidity (RH%)

4. CONCLUSIONS

The absorbance of (PVA-PEG-Vegetarian lotion of orange) bio composites increases with the increase of the concentrations of vegetarian lotion of orange and the transmittance decreases with increasing of the concentrations of the vegetarian lotion of orange.

The optical constants (absorption coefficient, extinction coefficient, refractive index and real and imaginary dielectric constants) of (PVA-PEG-Vegetarian lotion of orange) bio composites are increasing with the increase of the concentrations of the vegetarian lotion of orange.

The energy band gap of (PVA-PEG-Vegetarian lotion of orange) bio composites decreases with the increase of the concentrations of the vegetarian lotion of orange.

The capacitance of (PVA-PEG-Vegetarian lotion of orange) bio composites increases with increase of humidity.

REFERENCES

- Abduljalil H, Ahmed Hashim, Jewad A, The effect of addition titanium dioxide on electrical properties of poly-methyl methacrylate, *European Journal of Scientific Research*, 63 (2), 2011.
- Al-Ramadhan Z, Algidsawi A.J.K, Hashim A, The D.C electrical properties of (PVC-Al₂O₃) composites, *AIP Conference Proceedings*, 1400 (1), 2011.
- Barton J, Niemczyk A, Krystyna Czaja, Korach L, Sachermahewska B, Polymer composites, bio composites and nano composites, Production, composition, properties and application fields, *Journal of Chemik*, 68 (4), 2014.
- Fowler P.A, Hughes J.M, and Elias R.M, Bio composites: technology, environmental credentials and market forces, *Journal of the Science of Food and Agriculture*, 86, 2006.
- Guravamma J, Sai Vandana C and Rudramadevi B.H, Structural and Optical analysis of Eu³⁺: PVA polymer films, *International Journal of Chem Tech Research*, 7 (2), 2015.
- Habeeb M.A, Ahmed Hashim, Abid Ali A.R.K, The dielectric properties for (PMMA-LiF) composites, *European Journal of Scientific Research*, 61 (3), 2011.
- Hadi S, Ahmed Hashim, Jewad A, Optical properties of (PVA-LiF) composites, *Australian Journal of Basic and Applied Sciences*, 5 (9), 2011.
- Hashim A, Algidsawi A.J.K, Abduljalil H, Hadi S, Mechanical properties of (PVA-CoNO₃, BaSO₄.5H₂O) composites, *European Journal of Scientific Research*, 65 (2), 2011.
- Hussien B, Ahmed Hashim, Jewad A, Electrical properties of polyvinylchloride - Zinc composite, *European Journal of Social Sciences*, 32 (3), 2012.
- Hussien B, Kadham Algidsawi A.J, Ahmed Hashim, The A.C electrical properties of (PVC-Sn) composites, *Australian Journal of Basic and Applied Sciences*, 5 (7), 2011.
- Ibrahim Agool R, Kadhim Kadhim J, Ahmed Hashim, Preparation of (polyvinyl alcohol–polyethylene glycol–polyvinyl pyrrolidinone–titanium oxide nanoparticles) nanocomposites, electrical properties for energy storage and release, *International Journal of Plastics Technology*, 20 (1), 2016, 121–127.
- Jasim F.A, Ahmed Hashim, Hadi A.G, Salman R, Ahmed H, Preparation of (pomegranate peel-polystyrene) composites and study their optical properties, *Research Journal of Applied Sciences*, 8 (9), 2013, 439-441.
- Jasim F.A, Lafta F, Ahmed Hashim, Ali M, Hadi A.G, Characterization of palm fronds-polystyrene composites, *Journal of Engineering and Applied Sciences*, 8 (5), 2013, 140-142.
- Kadham Algidsawi A.J, Ahmed Hashim, Kadham Algidsawi H.J, The effect of (LiF, CuCl₂.2H₂O) on mechanical properties of poly-vinyl alcohol, *European Journal of Scientific Research*, 65 (1), 2011.
- Kadham Algidsawi A.J, Kadham H.J, Ahmed Hashim, Ali G.A.A.W, The dielectric properties of (PVC-Zn) composites, *Australian Journal of Basic and Applied Sciences*, 5 (11), 2011.
- Mayank Pandey, Girish M. Joshi, Effect of DC-bias on electrical properties of polymer/Nafion composites, *International Journal of Chem Tech Research*, 8 (10), 2015.
- Mohanapriya M.K, Kalim Deshmukh, Basheer Ahamed M, Chidambaram K and Khadheer Pasha SK, Structural, Morphological and Dielectric Properties of Multiphase Nano composites Consisting of Polycarbonate, Barium titanate and Carbon Black Nanoparticles, *International Journal of Chem Tech Research*, 8 (5), 2015.
- Naveen Kumar S.K, Gayithri K.C, Kiran S, Fabrication and Characterization of High Performance Resistive Type Humidity Sensor based on ZnO/Pyrrole composite materials, *International Journal of Chem Tech Research*, 7 (2), 2015.
- Pradeepa P, Ramesh Prabhu M, Investigations on the Addition of Different Plasticizers in poly (ethyl methacrylate)/poly(vinylidene fluoride-co-hexa fluoro propylene) Based Polymer Blend Electrolyte System, *International Journal of Chem Tech Research*, 7 (4), 2015.

Quarshie R and Carruthers J, Technology Overview Bio composites, Knowledge Transfer Networks Accelerating business innovation, A Technology Strategy Board programme, 2014.

Rabee B.H, Ahmed Hashim, Synthesis and characterization of carbon nanotubes -polystyrene composites, European Journal of Scientific Research, 60 (2), 2011.

Rabee B.H, Hashim A, Dielectric properties of (PS-BaSO₄.5H₂O) composites, European Journal of Social Sciences, 32 (3), 2012.

Rajeshwari P, Atomic Force Microscopy and Thermal Decomposition Behavior of Inorganic nanoparticle filled HDPE Nanocomposites, International Journal of Chem Tech Research, 7 (3), 2015.

Rashid F.L, Ahmed Hashim, Habeeb M.A, Salman S.R, Ahmed H, Preparation of PS-PMMA copolymer and study the effect of sodium fluoride on its optical properties, Journal of Engineering and Applied Sciences, 8 (5), 2013, 137-139.

Shahenoor Basha SK, Sunita Sundari G, Vijay Kumar K, Electrical conductivity, Transport and Discharge characteristics of a sodium acetate trihydrate Complexed with polyvinyl alcohol for Electrochemical cell, International Journal of Chem Tech Research, 8 (2), 2015.

Shahenoor Basha SK, Sunita Sundari G, Vijay Kumar K, Optical, Thermal and Electrical studies of PVP based solid Polymer electrolyte For Solid state battery applications, International Journal of Chem Tech Research, 9 (02), 2016.

Sornakumar T, Ravindran D and Seshanandan G, Studies on Effect of Nano TiO₂ Ceramic Fillers of Polymer Matrix Composites, International Journal of Chem Tech Research, 7 (2), 2015.

Usha Rani M, Ravishanker Babu, Rajendran S, Conductivity Study on PVDF-HFP / PMMA Electrolytes for Lithium Battery Applications, International Journal of Chem Tech Research, 5 (4), 2013.